



CEEPUS

UNIVERZIET
MEDITERAN

CEEPUS III INFO

- **CEEPUS** – **C**entral **E**uropean **E**xchange Programme for **U**niversity **S**tudents
- **CEEPUS** – Centralno-evropski program za razmjenu univerzitetskih studenata
- CEEPUS mrežu čini 15 zemalja članica
- Crna Gora je članica CEEPUS programa

CEEPUS III – ZEMLJE ČLANICE

- Austrija
- Bugarska
- Slovačka
- Češka
- Slovenija
- Mađarska
- Hrvatska
- Moldavija
- Poljska
- Srbija
- **Crna Gora**
- Bosna i Hercegovina
- Rumunija
- Albanija i
- Makedonija

CEEPUS III INFO

- Studenti Univerziteta „MEDITERAN“ apliciraju za CEEPUS stipendije kao FREEMOVER-i
- Freemover-i uglavnom dobijaju stipendije za LJETNJI semestar
- **Konkurs za prijavu za stipendije za FREEMOVER-e za aktuelnu akademsku godinu (2015/16) otvoren je do 30. novembra**

CEEPUS III INFO

- Najvažnija CEEPUS aktivnost je kreiranje ***akademskih mreža***
- Studenti i osoblje univerziteta koji su uključeni u ove mreže konkurišu za stipendije u okviru ovih mreža
- Studenti i osoblje univerziteta koji nisu dio ovih akademskih mreža konkurišu za CEEPUS stipendije kao tzv. **FREEMOVER-i**
- **Studenti Univerziteta MEDITERAN apliciraju za stipendije kao FREEMOVER-i**

CEEPUS INFO

- Šta pokriva CEEPUS stipendija?
 1. mjesečni džeparac*
 2. troškove školarine na univerzitetu domaćinu
 3. osnovno zdravstveno osiguranje
 4. troškove puta u maksimalnom iznosu do 200,00 Eur**
- **Visina iznosa mjesečnog džeparca zavisi od zemlje domaćina*
- ***Troškove puta refundira Ministarstvo prosvjete CG uz prethodni zahtjev studenta nosioca CEEPUS stipendije*

PROCES PRIJAVE

- **Popunjavanje online prijave sastoji se iz tri osnovna koraka:**

1. REGISTRACIJA NALOGA

2. POPUNJAVANJE APLIKACIJE (PRIJAVE)

3. AKTIVACIJA PRIJAVE



POSTUPAK PRIJAVE – REGISTRACIJA NALOGA

- Registracija i prijavljivanje za stipendije vrši se isključivo *online* putem sajta www.ceepus.info
- **Postupak prijave**
- 1. Registracija korisnika (gornji desni ugao *sign in*, a zatim idete na *click to register*)



[Home](#)

[Network](#)

[FAQ](#)

[CEEPUS TV](#)

[About us](#)

[Sign in](#)

CEEPUS - What's in a name

POSTUPAK PRIJAVE – REGISTARCIJA NALOGA



Login

Log in to your account

Account:

Password:

Remember accountname on this computer

Login

[Forgot your Accountname?](#) [Forgot your Password ?](#)

Not a member yet?

If you want to login, you'll need to register first.


[Click here to register!](#)

Cookies and JavaScript must be enabled,
otherwise it will not work properly.

Have any questions? Please check our [FAQs](#).

In case of technical issues please contact [Live Support](#).

POSTUPAK PRIJAVE – REGISTRACIJA NALOGA

 Register new user - Personal Data - Step 1 of 2

personal data

Acad. Title:

Position:

First name:

Last name:

Gender: male female

Citizenship:

address data

Street/Number:

ZIP:

City:

Country:

communication information

E-Mail:

Phone 1:

POPUNJAVANJE APLIKACIJE


2. Kreirate **ACCOUNT NAME** i **PASSWORD**
3. Kada ste se **ulogovali** sa *account-om* i *password-om*, idete na *Your mobility application*
4. Odaberete odgovarajuću akademsku godinu (2015-2016)
5. Otvarate novu prijavu – klik na **ACTION**
6. Na pitanje da li je vaš fakultet uključen u CEEPUS mrežu i broj mreža, birate opciju **NO**
7. Popunite prijavu traženim podacima
8. Studenti koji apliciraju za period mobilnosti kraći od 3 mjeseca biraju status **SHORT-TERM STUDENT**, studenti koji apliciraju za period mobilnosti duži od 3 mjeseca biraju status **STUDENT**



POPUNJAVANJE APLIKACIJE



Your Mobility Applications



Period: Academic Year 2014/2015 

Filter  Action 

mobility applications

CPNR
▼ State : unsubmitted
Freemover 

How to

How to create a new mobility

Click the "Create a new mobility" button in the "Action" panel and follow the instructions on the next pages.

How to edit a mobility

Select the appropriate "Academic Year" from the dropdownlist.

Click the "Edit" button in the mobility list

POPUNJAVANJE APLIKACIJE



CEEPUS Mobility Wizard



CEEPUS Mobility Wizard - Step 1

It is our pleasure to make applying as comfortable as possible for you. To this end, the CEEPUS Mobility Wizard will guide you through the process.

To get started, please choose one of the following answers and then click on the button "next step".

- YES,**
I know that both my home institution and the host institution, where I would like to study/ teach, belong to the same network and I also know the number of my CEEPUS Network (= CEEPUS Network Number, "CPNR").
- NO,**
I don't know whether my home institution and the host institution where I would like to study/teach belong to the same network OR I think I should apply as a Freemover.

cancel

next step

How To

Click the option "YES" if you know your CEEPUS Network and/or if you are searching for a "CEEPUS Network Mobility".

Click the option "NO" if you want to search for a "CEEPUS Network Mobility" or if you want to create a "CEEPUS Freemover Application".

Click th button "next step" to continue.

Here is a short explanation to assist you in choosing the correct answer:

Home Institution: this is the institution, where you are currently studying or teaching.

Host Institution: this is the institution abroad, where you would like to study or teach.

Network: a network is a CEEPUS project consisting of at least 3 universities (from at least 2 different CEEPUS countries) dedicated to certain objectives and exchange actions.

POPUNJAVANJE APLIKACIJE

New Mobility Application



CEEPUS Mobility Wizard - Step 2

- I hereby confirm that this is my own account and that I am creating a mobility application for myself. Please note that it is **strictly forbidden to create mobility applications for other persons** from this account.

Academic Year:

Home Country:

Home Institution:

Home Unit:

Mobility Type:

Host Country:

How To

Please accept the disclaimer at the top and fill in your data.

Click the button "next step" to continue.

Here is a short explanation to assist you in choosing the correct answer:

Home Institution: this is the institution, where you are currently studying or teaching.

Host Institution: this is the institution abroad, where you would like to study or teach.

Network: a network is a CEEPUS project consisting of at least 3 universities (from at least 2 different CEEPUS countries) dedicated to certain objectives and exchange actions.

Unit: this can be a university department, faculty or center. We also call it "ppu" within a network which stands for "Participating Unit".

POTREBNA DOKUMENTA

- Svi freemover-i uz aplikaciju treba da prilože (*upload-uju*) sledeća dokumenta:
 1. PRIHVATNO PISMO (*ACCEPTANCE LETTER*) institucije na kojoj žele da studiraju
 2. DVA PISMA PREPORUKE PROFESORA SA MATIČNOG FAKULTETA (*LETTER OF RECOMMENDATION*)
- Oba formulara se mogu preuzeti sa sajta www.ceepus.info

POTREBNA DOKUMENTA

Osim prethodno navedenih dokumenata, potrebno je priložiti i sl. dokumenta:


3. UVJERENJE O POLOŽENIM ISPITIMA (*TRANSCRIPT OF RECORDS*) izdato od strane matičnog fakulteta na **engleskom jeziku**
4. UGOVOR O UČENJU (*LEARNING AGREEMENT*)
5. POTVRDU O ZNANJU JEZIKA , ukoliko institucija domaćin na tome insistira

ODABIR INSTITUCIJE DOMAĆINA

Prilikom odabira institucije domaćina, posebno treba obratiti pažnju na sledeće:

- Sličnost (uporedivost) studijskih programa
- Jezik na kom se odvija nastava
- (Ne)postojanje smještajnih kapaciteta u sklopu kampusa univerziteta domaćina

PRIPREMA ZA MOBILNOST

- **PRIJE ODLASKA NA MOBILNOST STUDENT JE DUŽAN DA REGULIŠE SVE OBAVEZE KOJE IMA PREMA MATIČNOM FAKULTETU**
 - **OVJERA SEMESTRA/UPIS GODINE**
 - **PRIJAVA PREDMETA**
 - **REGULISANJE FINASIJSKIH OBAVEZA**
 - **PRAVILNIK O MOBILNOSTI**
- 

KONTAKT OSOBE

- **KANCELARIJA ZA MEĐUNARODNU SARADNJU
UNIVERZITETA „MEDITERAN“
MILENA ĐEKIĆ
erasmus@unimediteran.net**
- **NCO – MINISTARSTVO PROSVJETE CRNE GORE
NADA KOVAČ
nada.kovac@mps.gov.me**